




# VOORHEES EARLY CHILDHOOD ADVISORY COUNCIL

*Preschool Newsletter*  
*May 2025*












# DEAR PRESCHOOL FAMILIES

---

Spring is in full bloom, and April brings exciting opportunities for growth, learning, and fun! This month, we will continue nurturing curiosity through hands-on activities, outdoor exploration, and creative play. As the weather warms up, we encourage families to enjoy time outside together and take advantage of the season's natural wonders.

In this newsletter, you will find important updates, upcoming events, and helpful tips to support your child's development at home. Thank you for being a vital part of our preschool community—we appreciate your partnership in creating a positive and enriching environment for our little learners!





# AT-HOME CONNECTION



## ENCOURAGE LANGUAGE DEVELOPMENT

- Read together daily and ask questions about the story.
- Engage in conversations, describing daily activities and objects.



## BUILD EARLY MATH SKILLS

- Count objects around the house (toys, snacks, steps).
- Sort household items by color, size, or shape.



## PROMOTE FINE MOTOR SKILLS

- Provide crayons, markers, and scissors for creative activities.
- Let them help with tasks like zipping jackets or buttoning shirts.



## SUPPORT SOCIAL-EMOTIONAL GROWTH

- Practice turn-taking and sharing through play.
- Offer praise and encouragement to build confidence.



## ENCOURAGE INDEPENDENCE

- Let your child help with simple chores (setting the table, tidying toys).
- Teach self-care skills like washing hands and dressing independently.





# Backpack Connection Series

## About this Series

The Backpack Connection Series was created by TACSEI to provide a way for teachers and parents/caregivers to work together to help young children develop social emotional skills and reduce challenging behavior. Teachers may choose to send a handout home in each child's backpack when a new strategy or skill is introduced to the class. Each Backpack Connection handout provides information that helps parents stay informed about what their child is learning at school and specific ideas on how to use the strategy or skill at home.

## The Pyramid Model



The Pyramid Model is a framework that provides programs with guidance on how to promote social emotional competence in all children

and design effective interventions that support young children who might have persistent challenging behavior. It also provides practices to ensure that children with social emotional delays receive intentional teaching. Programs that implement the Pyramid Model are eager to work together with families to meet every child's individualized learning and support needs. To learn more about the Pyramid Model, please visit [ChallengingBehavior.org](http://ChallengingBehavior.org).

## More Information

More information and resources on this and other topics are available on our website, [ChallengingBehavior.org](http://ChallengingBehavior.org).



[ChallengingBehavior.org](http://ChallengingBehavior.org)

# How to Help Your Child Transition Smoothly Between Places and Activities

Alyson Jiron, Brooke Brogle & Jill Giacomini

Transitioning, or moving, to new places, people and activities is something we do many times during the day. However, change can be overwhelming and seem unpredictable for your child, especially when she is not ready to move on to the next place or activity. Children make many transitions each day— from parents to teachers, from home to car, or from play time to the dinner table, for example. When and how often transitions occur are usually decided by an adult and children often act out with challenging behavior when they feel unable to control their routine. When you help your child prepare for transitions you are helping her to learn a valuable skill. The good news is that you can teach her this important skill while you are enjoying time together.



## Try This at Home

Use a timer, an instrument or a funny noise to give your child advance warning of routine transition events. If possible, ask him to help “alert” everyone to the upcoming event. For example, let your toddler bang a pot with a wooden spoon to let the family know it is time for dinner.

Let your child pick out a special object or toy to transition with to the next activity or place. “Would kitty like to come with us to the grocery store? I wonder if she could help us find the items on our list?”

Use a visual schedule to show your child the plan for the day. “First, you have school and then we are going to take Aunt Rachel’s gift to the post office and mail it to her.”

Make the transition a game or activity where the child has the opportunity to move around. “I wonder if today we can use this big shovel to scoop the cars into the bucket while we clean up?” If possible, let him think of the game. “I wonder how we could get to the car today?” You might be surprised at his creativity and how much fun you have roaring like a dinosaur or hopping like a rabbit.

Sing songs as you transition. Children love to hear songs as they move about their day. Make up silly songs together about what you are doing or where you are going. You are sure to get a laugh and likely a smooth transition.

Give your child a job. Children are more cooperative when they can be part of the process. Perhaps he can help stir something for dinner, unlock the car doors with the remote or pick out a diaper before a diaper change.



## Practice at School

Children transition from one activity to the next throughout their day at preschool. Teachers plan for transitions in advance by creating special routines. These routines help to prepare children for transitions, engage them in the change that is taking place and help them to move smoothly to the next activity. Teachers might use a special instrument or song to let children know it is clean up time. Teachers might read books to the children while they are standing in line waiting for a turn to wash their hands before snack or create an obstacle course or morning routine to help children and parents transition at drop-off. When children are able to participate in or lead the transition, they are excited and eager to move to a new activity.



## The Bottom Line

The more a child can predict and participate in the schedule and activities of her day, the less likely it is that challenging behavior will occur and the more likely it is that she will eagerly engage in transitions to new people and places. Taking the time and making the effort to teach her what to expect, when it will happen, and what happens before the transition occurs can be a rewarding experience. Most importantly, it is also an opportunity for quality time that can help lead to smoother transitions.



Reproduction of this document is encouraged. Permission to copy is not required.

This publication was produced by the Technical Assistance Center on Social Emotional Intervention (TACSEI) for Young Children funded by the Office of Special Education Programs (OSEP), U.S. Department of Education (H326B070002) and updated by the National Center for Pyramid Model Innovations also funded by OSEP (H326B170003). The views expressed do not necessarily represent the positions or policies of the Department of Education. July 2013/January, 2018.





# Celebrating Diversity Through Dramatic Play

In our preschool classroom, we strive to create an inclusive and enriching environment where children can learn about the world around them. This month, our Dramatic Play area features clothing from different cultures, allowing children to explore traditions, celebrate diversity, and engage in imaginative play.

**WE ENCOURAGE FAMILIES TO  
CONTINUE THESE  
CONVERSATIONS AT HOME!**

**YOU CAN:**

- Talk about your own family's cultural traditions and special clothing.
- Read books about different cultures and celebrations.
- Share pictures or stories about traditional outfits from your heritage.

Through dressing up and role-playing, children develop important skills such as creativity, social interaction, and empathy. Trying on different cultural attire encourages curiosity and respect for the unique traditions of people from around the world. Our goal is to create an appreciation for diversity in a fun and meaningful way.





# *Preschool Multilingual Learners*

In Voorhees, we have an extremely diverse linguistic population. We have multilingual learners, or “MLs”, who are fluent in one, two, or sometimes more languages other than English. Within our preschool program alone, our multilingual learners speak 16 different languages!

Our teachers provide many supports to guide language learners as they increase their English language skills. Some strategies include:

- Using visuals
- Introducing vocabulary words prior to lessons
- Giving longer wait times
- Building background knowledge
- Using body language
- Rephrasing questions
- Modeling expectations
- Making connections to home languages
- Providing sentence frames/sentence starters







**Dear Families,**

**With Spring in full swing, you may start noticing more bees outside. Bees are buzzing little helpers in nature—they spread pollen from flower to flower, helping plants grow and bloom. While bees can be a little surprising when they zip by, they are usually just busy doing their work and do not want to bother anyone.**

**Helping children understand bees can make outdoor play safer and more enjoyable. Here are a few helpful reminders to share with your child:**



## ***Bee-Smart Tips for Outdoor Play:***

**Stay calm if a bee flies near or walk away slowly, without waving or swatting.**

**Watch, do not touch—it's best to admire bees from a safe distance.**

**Cover snacks and drinks when playing outside, especially sweet ones.**

**Wear shoes to avoid stepping on bees in grassy areas.**

**Tell an adult if you see a beehive or a group of bees.**

**CONTACT  
INFORMATION :**

***Nurse Stephanie Scarpa RN, BSN  
(Kresson, Fervent, TLC)***

***856-424-1816 ext. 2162  
scarpa@vcorhees.k12.nj.us***



# CREATIVE CURRICULUM: GARDEN STUDY

## WHAT YOU CAN DO AT HOME

*Gardening is a great way to explore nature together. Plant a seed, water it, and watch it grow! Ask your child what they know about how plants grow and what they need to stay healthy.*

## Song to sing while planting a flower

(Sample: To the tune of “Twinkle, Twinkle”)

“Dig a hole and plant a seed,  
Cover it with dirt it needs.

Water, sunshine, watch it grow,  
Roots go deep and stems will show!”

## How to grow a Flower at home

1

### Get your supplies

You'll need a small flower, a planter with holes, soil, and a little water.

2

### Fill the planter

Scoop soil into the planter, leaving a little space at the top.

3

### Make a hole

Use your finger or a small shovel to make a hole in the soil.

4

### Plant the flower

Gently place the flower's roots into the hole.

5

### Cover and pat

Fill in around the flower with more soil and pat it gently.

6

### Water it

Pour a little water on the soil (not too much!).

7

### Give it sun and care

Place it in a sunny spot and check it each day!







**Ready, set..**



# Kindergarten!

Meet with kindergarten  
teachers to understand  
what to expect next year  
in Elementary School!

**When: Wednesday, June 11th, 2025**

**Where: Administration Building**

**Address: 329 Route 73 South**

**Time: 5:00pm-6:00pm**














**Scan to RSVP!**



# May 2025

**Sunday****Monday****Tuesday****Wednesday****Thursday****Friday****Saturday**

Jewish American Heritage Month Asian Pacific American Heritage Month		Military Appreciation Month Mental Health Awareness Month		1 School Principal Day	2 School Lunch Hero Day 	3 9:00 AM Home Depot DIY Kids Workshop Berlin
4 9:00 AM - 2:00 PM Paws and Feet Run/Walk and Doggie Fun Day Cooper River Park	5  Teacher Appreciation Week Begins	6 	7 National School Nurse Day 	8 10:30 AM - 11:30 AM Spring Stories South County Regional Branch	9 10:30 AM Baby and Me Meet Up Mount Laurel Library	10 11:00 AM - 12:00 PM JCPenney FREE Kids Craft Cherry Hill ** Bracelet Making for Mother's Day **
	12 10:30 AM - 11:00 AM Move and Groove Movement Class Mount Laurel Library	13	14 10:30 AM - 11:15 AM Story Time Bigs Voorhees Library	15	16	
18  Speech Pathologist Day Haitian Flag Day 	19 10:30 AM - 11:00 AM Move and Groove Movement Class Mount Laurel Library	20	21 	22	23 Declaration of the Bab	24 10:30 AM - 11:30 AM Family Story Time Mount Laurel Library
25	26 	27	28 Ascension of Baha'u'llah	29	30 	31

**Friday, May 2, 2025**

6:00 PM

Lego Build Event  
Barnes and Noble

Towne Place at Garden State Park

**Saturday, May 17, 2025**

11:00 AM - 3:00 PM

The Magic of Science  
Lakeshore Learning  
Cherry Hill**Sunday, May 4, 2025**

11:00 AM - 12:00 PM

STEM Story Hour  
Boswood Bagels**Saturday, May 17, 2025**

10:00 AM - 1:00 PM

Spinning Trinket Box  
Lowes  
Voorhees**Monday, May 5, 2025**


10:30 AM - 11:00 AM

Move and Groove  
Movement Class - Mount Laurel  
Mount Laurel Library**Friday, May 23, 2025**

10:30 AM

Baby and Me Meet Up  
Mount Laurel Library**Saturday, May 10, 2025**

10:30 AM - 11:30 AM

Family Story Time  
Mount Laurel LibraryVoorhees RecreationDept. WebsiteUnlimited PerformanceNinja Classes



# **VOORHEES EARLY CHILDHOOD ADVISORY COUNCIL NEWSLETTER**

**For any comments, questions, or  
suggestions,  
please fill out this form**

**SCAN HERE**

